





JAYPEE UNIVERSITY OF INFORMATION TECHNOLOGY

(Established by H.P. State Legislature vide Act No. 14 of 2002)
P.O. Wahnaghat, Teh. Kandaghat, Distt. Solan - 173234 (H.P.) INDIA
Website : www.juit.ac.in
Phone No. +91-01792-257999 (30 Lines)
Fax : +91-01792-245362

4.1.4 Audited Utilization Statements

4.1.4 Average percentage of expenditure excluding salary, for infrastructure augmentation during the last five years (INR in lakhs)

Year	Budget allocated for infrastructure augmentation (INR in lakhs)	Expenditure for infrastructure augmentation (INR in lakhs)	Total expenditure excluding Salary (INR in lakhs)	Expenditure on maintenance of academic facilities (excluding salary for human resources) (INR in lakhs)	Expenditure on maintenance of physical facilities (excluding salary for human resources) (INR in lakhs)
2021-22	150	137.02	1434.81	49.69	102.26
2020-21	100	108.16	1103.01	50.62	92.64
2019-20	400	416.23	2302.43	96.88	136.46
2018-19	200	219.21	2375.23	99.52	151.43
2017-18	595	559.98	2106.38	74.71	162.55



[HEMRAJ TYAGI]






REGISTRAR & DEAN STUDENS' WELFARE
Jaypee University Of Information Technology
Wahnaghat, Distt. Solan (HP) 173234 India

4.1.4 Expenditure on Infrastructure Augmentation

(Expenditure on Infrastructure augmentation during the Last Five years) (INR in Lakhs)

S. No	Particulars	Years				
		2021-22	2020-21	2019-20	2018-19	2017-18
1	Buildings	-	-	102.23	-	24.30
2	Electronic Lab Equipments	-	-	-	3.72	7.54
3	Bio Informatics Lab Equipments	0.28	-	-	-	6.16
4	Physics Lab Equipments	1.30	0.72	0.98	0.52	6.13
5	Computer Lab Equipments	4.66	54.78	208.94	42.78	149.46
6	Civil Lab Equipments	3.52	-	1.90	7.87	6.88
7	Software-Computer	-	-	-	13.04	1.35
8	Software -Electronics Lab	-	-	-	14.82	-
9	Office Equipments	5.23	8.93	20.32	29.12	31.91
10	Miscellaneous Assets	1.51	0.52	2.02	3.43	1.95
11	Gymnasium Equipments	-	-	4.82	26.63	-
12	Furniture & Fixtures	-	-	0.10	0.20	15.14
13	Vehicles	84.80	8.99	11.38	9.24	93.85
14	Plant & Machinery	4.97	6.33	14.93	15.64	155.86
15	Electrical Equipments	4.44	1.01	9.80	2.18	1.30
16	Electricity	10.98	8.40	18.31	23.25	16.84
17	Water	2.68	2.22	3.77	5.54	4.71
18	Civil Maintenance	12.65	16.26	16.73	21.23	36.60
	Total	137.02	108.16	416.23	219.21	559.98


 Jaypee University of Information Technology
 Chief Finance Officer
 [HEMANTIYAS]




 REGISTRAR & DEAN STUDENTS' WELFARE
 Jaypee University Of Information Technology
 Wahnaghat, Distt. Solan (HP) 173234 India

Jaypee University of Information Technology
Waknaghat, Distt. Solan, H.P.
Income & Expenditure Account for the year ended on 31.03.2022

Amount (₹) 31.03.2021	EXPENDITURE	Amount (₹) 31.03.2022	Amount (₹) 31.03.2021	INCOME	Amount (₹) 31.03.2022
5,11,36,591	Institutional Expenses SCH. "J"	5,78,35,042	30,05,03,937	Collection from Students SCH. "M"	33,73,33,078
20,13,77,062	Salary & Allowances SCH. "K"	23,26,02,799	86,52,210	Interest received on FDs SCH. "N"	57,21,308
5,91,64,865	Students Hostel Expenses SCH. "L"	8,56,46,105	19,67,980	Other Income SCH. "O"	19,68,063
3,40,50,351	Depreciation SCH. "A"	2,94,92,958			
34,57,28,869	Total Expenditure	40,55,76,904			
(3,46,04,742)	Deficit Transferred to General Fund A/C.	(6,05,54,455)			
31,11,24,127	TOTAL	34,50,22,449	31,11,24,127	TOTAL	34,50,22,449

Significant Accounting policies and notes on accounts as per Schedule 'P' forming part of Income & Expenditure Account.
As per our report of even date attached

For DASS GUPTA & ASSOCIATES
CHARTERED ACCOUNTANTS
REG.NO.000112N

(ASHOK KUMAR JAIN)
PARTNER
MEMBERSHIP NO.:090563

PLACE:- New Delhi
DATE : 14.09.2022

UDIN - 21090563RSEK2M9165



(Signature)

MAJ GEN RAKESH BASSI (RETD)
REGISTRAR



Certified copy



**JAYPEE UNIVERSITY OF INFORMATION TECHNOLOGY
FINANCIAL YEAR 2021-22**

Details of Fixed Assets Addition

AS PER BALANCE SHEET SCHEDULE : "A"

Block of Assets	Addition during the year	
	180 Days or more	Less than 180 Days
Classification of Assets		
Bio Informatics Lab Equipments	28,265	
Physics Lab Equipments		1,30,390
Computer Lab Equipments	4,65,663	-
Civil Lab Equipments	3,51,640	
Office Equipments	2,04,673	3,18,160
Miscellaneous Assets	76,836	73,998
Vehicles	69,90,507	14,89,475
Plant & Machinery	-	4,96,529
Electrical Equipments		4,44,242
SUB TOTAL DAYS WISE	81,17,584	29,52,794
GRAND TOTAL DAYS WISE	Rs.1,10,70,378	

Particular	Rs.in Lakhs
Total Addition of Fixed Assets	Rs.110.71
Add: Electricity Expenses As per SCH-J	Rs.10.98
Add: Water Expenses As per SCH-J	Rs.2.68
Add: Civil Maintenance As per SCH-J	Rs.12.65
Total	Rs.137.02



**JAYPEE UNIVERSITY OF INFORMATION TECHNOLOGY
FINANCIAL YEAR 2021-22
Details of Fixed Assets as on 31.03.2022**

SCHEDULE : "A"

Block of Assets	Rate of Dep.	GROSS BLOCK					DEPRECIATION			Amount (₹) NET BLOCK	
		Op. Balance as on 01.04.2021	Addition during the year		Disposed off during the year	As on 31.03.2022	Op. Balance as on 01.04.2021	For the Year	Up to 31.03.2022	As on 31.03.2021	As on 31.03.2022
			180 Days or more	Less than 180 Days							
Buildings	10%	14,55,81,037				14,55,81,037	8,03,17,139	65,29,390	8,68,43,529	6,52,63,898	5,87,37,608
Library Books	15%	6,88,01,385	549	26,616		6,88,28,550	5,59,41,651	19,31,039	5,78,72,690	1,28,59,734	1,09,55,860
Electronic Lab Equipments	15%	2,00,85,220				2,00,85,220	1,65,48,996	5,30,434	1,70,79,430	35,36,224	30,05,790
Bio Informatics Lab Equipments	15%	2,73,71,505	28,265			2,73,99,771	2,29,38,009	6,69,264	2,38,07,273	44,33,497	37,92,498
Physics Lab Equipments	15%	1,14,14,875		1,30,390		1,15,45,265	93,11,815	3,25,239	96,37,052	21,03,062	19,08,213
Computer Lab Equipments	40%	14,83,80,729	4,85,863			14,88,66,592	13,09,40,570	71,58,729	13,61,08,299	1,74,31,159	1,07,38,093
Imported Bio Lab Equipments	15%	2,20,31,080				2,20,31,080	1,95,39,065	3,73,602	1,99,12,867	24,92,015	21,18,213
Imported Electronic Lab Equipments	15%	33,58,810				33,58,810	31,95,143	24,550	32,19,693	1,63,667	1,39,117
Imported Computer Lab Equipments	40%	7,37,191				7,37,191	7,37,190		7,37,190	1	1
Imported Office Equipments	15%	87,905				87,905	78,871	1,355	80,226	9,034	7,679
Civil Lab Equipments	15%	1,26,85,095	3,51,640			1,30,36,735	92,47,010	5,68,459	98,15,469	34,38,085	32,21,266
Software-Computer	40%	45,04,269				45,04,269	41,04,604	1,59,866	42,64,470	3,99,665	2,39,799
Software -Math	40%	3,24,350				3,24,350	3,14,614	3,894	3,18,508	8,736	5,842
Software-Civil	40%	22,64,478				22,64,478	21,53,688	44,316	21,98,004	1,10,790	66,474
Software -Language Lab	40%	11,37,938				11,37,938	10,64,227	29,484	10,93,711	73,711	44,227
Software -Biotech Lab	40%	19,44,888				19,44,888	18,23,190	48,083	18,71,863	1,21,708	73,025
Software -Electronics Lab	40%	40,82,695				40,82,695	35,24,800	2,23,158	37,47,958	5,67,895	3,34,737
Software -Library	40%	2,73,000				2,73,000	2,60,457	5,017	2,65,474	12,543	7,526
Software -Physics Lab	40%	4,35,123				4,35,123	4,09,250	10,349	4,19,599	25,873	15,524
Software -PD Lab	40%	4,68,390				4,68,390	4,18,030	19,344	4,37,374	48,360	29,016
Office Equipments	15%	2,37,82,575	2,04,673	3,18,100		2,43,05,408	1,47,15,315	14,14,652	1,61,29,967	90,67,200	81,75,441
Miscellaneous Assets	15%	53,41,042	76,836	73,998		54,91,876	41,29,799	1,98,762	43,28,561	12,11,243	11,63,315
Gymnasium Equipments	15%	61,59,595				61,59,595	34,11,921	4,12,151	38,24,072	27,47,674	23,35,523
Furniture & Fixtures	10%	5,95,09,008				5,95,09,008	4,18,02,058	17,70,695	4,35,72,753	1,77,06,950	1,59,38,255
Vehicles	15%	2,28,55,588	69,90,507	14,89,475	71,000	3,12,64,570	1,46,01,468	23,87,755	1,69,89,223	82,54,120	1,42,75,347
Imported Kitchen Equipments	15%	2,78,308				2,78,308	2,44,859	5,047	2,49,706	33,649	28,602
Imported Office Equipments	15%	86,60,971				86,60,971	58,92,811	4,15,224	63,08,036	27,88,160	23,52,936
Plant & Machinery	15%	7,08,57,177		4,86,529		7,13,53,706	5,40,86,008	25,52,915	5,68,38,923	1,67,71,169	1,47,14,783
Electrical Equipments	15%	97,37,184		4,44,242		1,01,81,426	75,91,953	3,55,103	79,47,056	21,45,231	22,34,370
Mechanical Lab Equipments	15%	27,37,255				27,37,255	22,89,202	70,208	23,39,410	4,68,053	3,97,645
Research Equipments	15%	3,44,03,214				3,44,03,214	2,60,22,721	12,57,074	2,72,79,795	83,80,493	71,23,419
GROSS TOTAL		72,02,89,881	81,18,133	29,79,410	71,000	73,13,16,424	53,76,45,222	2,94,92,958	56,71,38,180	18,26,44,659	16,41,78,244
PREVIOUS YEAR		71,21,61,919	10,22,744	71,06,218		72,02,89,881	50,35,94,872	3,40,50,351	53,76,45,222	20,85,67,047	18,26,44,659

Dr. S. S. S. S.
Vice-Chancellor

DASS GUP
CHIEF ACCOUNTANT

Tech
Jaypee
University
of Information
Technology

REGISTRAR,
Jaypee University of Information Technology
Walmohat, Dist. Soan (H.P.)




Certified Copy


JAYPEE UNIVERSITY OF INFORMATION TECHNOLOGY
FINANCIAL YEAR 2021-22
INSTITUTIONAL EXPENSES

SCHEDULE - "J"


Particulars	Amount (₹) 31.03.2022	Amount (₹) 31.03.2021
Admission Exps. including Advertisement	73,00,431	35,52,715
Audit Fee	3,54,000	3,54,000
Conference & Seminar Expenses	47,018	54,390
Convocation Expenses	33,475	44,048
E-Journals & Periodicals	31,32,962	32,99,278
Electricity Expenses 301.	27,46,327	20,99,909
Honorarium to Faculty & Remuneration of Visiting Faculty	6,74,279	10,39,221
Institute Promotional Expenses	8,19,195	22,97,673
Insurance Expenses	6,04,102	2,86,780
Internet Charges	10,82,950	11,82,113
Interest & Finance Charges	-	1,23,786
Laboratory Expenses	28,01,265	19,04,011
Lease Rent	23,784	10,621
Legal & Professional Charges	8,32,462	4,85,656
Misc. Expenses	2,15,635	1,69,027
Payment to Technical Personnel	38,85,993	38,79,733
Placement Expenses	66,497	4,598
Postage & Telegram	86,949	63,845
Prior Period Exps.	73,414	31,003
Printing & Stationery	9,32,237	7,56,055
Recruitment Expenses	1,93,318	2,78,261



Sanu
 REGISTRAR,
 Jaypee University of Information Technology
 Wazirpur, Distt. Solan (H.P.)



Certified Copy



SCHEDULE - "J" (Continued)

Particulars	Amount (₹) 31.03.2022	Amount (₹) 31.03.2021
Scholarship to Students	31,39,332	63,04,440
Security Expenses	53,41,272	39,00,325
Staff Welfare	18,92,135	14,36,919
Telephone Expenses	6,43,633	6,39,997
Travelling & Conveyance	6,04,946	3,15,813
Water Expenses 20+	13,39,147	11,13,268
Repair & Maintenance		
- Civil Maintenance 40+	31,62,834	40,64,606
- Equipment & Machinery	53,91,575	23,74,526
- Furniture & Fixture	4,32,356	6,19,610
- Horticulture Exps.	26,97,213	23,97,982
- Institute House Keeping	35,13,706	23,94,156
- Others	9,34,168	10,02,878
- Vehicles	25,40,637	19,51,201
- Water Supply Scheme	2,95,795	7,04,147
TOTAL INSTITUTIONAL EXPENSES	5,78,35,042	5,11,36,591



Man
REGISTRAR,
Jaypee University of Information Technology
Waknaghat, Distt. Solan (H.P.)



Certified copy

Jaypee University of Information Technology
Waknaghat, Distt. Solan, H.P.
Income & Expenditure Account for the year ended on 31.03.2021

Amount (₹) 31.03.2020	EXPENDITURE		Amount (₹) 31.03.2021	Amount (₹) 31.03.2020	INCOME		Amount (₹) 31.03.2021
9,08,05,855	Institutional Expenses	SCH. "J"	5,11,36,591	46,96,37,666	Collection from Students	SCH. "M"	30,05,03,937
24,31,76,137	Salary & Allowances	SCH. "K"	20,13,77,062	1,21,88,424	Interest received on FDs	SCH. "N"	86,52,210
13,94,37,560	Students Hostel Expenses	SCH. "L"	5,91,64,865	20,27,235	Other Income	SCH. "O"	19,67,980
3,79,23,766	Depreciation	SCH. "A"	3,40,50,351				
51,13,43,318	Total Expenditure		34,57,28,869				
(2,74,89,993)	Deficit Transferred to General Fund A/C.		(3,46,04,742)				
48,38,53,325	TOTAL		31,11,24,127	48,38,53,325	TOTAL		31,11,24,127

Significant Accounting policies and notes on accounts as per Schedule 'P' forming part of Income & Expenditure Account.
As per our report of even date attached

For DASS GUPTA & ASSOCIATES
CHARTERED ACCOUNTANTS
REG. NO. 000142M

(ASHOK KUMAR JAIN)
PARTNER
MEMBERSHIP NO. 304563

PLACE:- New Delhi
DATE : 29.10.2021



certified copy



RAJENDRA KUMAR SHARMA
VICE CHANCELLOR

MAJ GEN RAKESH BASSI (RETD)
REGISTRAR

REGISTRAR,
Jaypee University of Information Technology
Waknaghat, Distt. Solan (H.P.)



**JAYPEE UNIVERSITY OF INFORMATION TECHNOLOGY
FINANCIAL YEAR 2019-20**

Details of Fixed Assets Addition

AS PER BALANCE SHEET SCHEDULE : "A"

Block of Assets	Addition during the year	
	180 Days or more	Less than 180 Days
Buildings	91,81,445	10,41,098
Physics Lab Equipments	98,019	-
Computer Lab Equipments	78,67,335	1,30,26,200
Civil Lab Equipments	30,287	1,59,300
Office Equipments	17,12,142	3,20,284
Miscellaneous Assets	1,50,510	51,200
Gymnasium Equipments	4,81,960	-
Furniture & Fixtures	-	10,150
Vehicles	11,38,435	
Plant & Machinery	4,41,489	10,52,295
Electrical Equipments	7,42,423	2,37,606
SUB TOTAL DAYS WISE	2,18,44,045	1,58,98,133
GRAND TOTAL DAYS WISE	RS.3,77,42,178	

Particular	Rs.in Lakhs
Total Addition of Fixed Assets	Rs.377.42
Add: Electricity Expenses As per SCH-J	Rs.18.31
Add: Water Expenses As per SCH-J	Rs.3.77
Add: Civil Maintenance As per SCH-J	Rs.16.73
Total	Rs.416.23

Handwritten signature



JAYPEE UNIVERSITY OF INFORMATION TECHNOLOGY
FINANCIAL YEAR 2020-21
Details of Fixed Assets as on 31.03.2021

SCHEDULE : "A"

Block of Assets	Rate of Dep.	Op. Balance as on 01.04.2020	GROSS BLOCK		Disposed off during the year	As on 31.03.2021	DEPRECIATION		NET BLOCK		
			Addition during the year				For the Year	Up to 31.03.2021	As on 31.03.2020	As on 31.03.2021	
			120 Days or more	Less than 120 Days							
Classification of Assets											
Buildings	10%	14,55,61,037				14,55,61,037	7,30,65,995	72,51,544	8,03,17,139	7,25,15,442	6,52,63,898
Library Books	15%	6,88,01,385				6,88,01,385	5,35,72,286	22,69,365	5,59,41,651	1,51,29,099	1,28,59,734
Electronic Lab Equipments	15%	2,00,85,220				2,00,85,220	1,59,24,957	6,24,039	1,65,48,996	41,60,263	35,36,224
Bio Informatics Lab Equipments	15%	2,73,71,505				2,73,71,506	2,21,55,627	7,82,382	2,29,38,009	52,15,879	44,33,497
Physics Lab Equipments	15%	1,13,42,425		72,450		1,14,14,875	89,47,077	3,64,736	93,11,813	23,95,348	21,03,062
Computer Lab Equipments	40%	14,29,02,579		54,78,150		14,83,80,729	12,11,54,848	97,94,722	13,09,49,570	2,17,47,731	1,74,31,159
Imported Bio Lab Equipments	15%	2,20,31,080				2,20,31,080	1,90,99,298	4,39,767	1,95,39,065	29,31,782	24,92,015
Imported Electronic Lab Equipments	15%	33,58,810				33,58,810	31,66,261	28,882	31,95,143	1,92,549	1,63,667
Imported Computer Lab Equipments	40%	7,37,191				7,37,191	7,37,190	-	7,37,190	1	1
Imported Office Equipments	15%	87,905				87,905	7,277	1,594	76,871	10,628	9,034
Civil Lab Equipments	15%	1,26,55,095				1,26,55,095	86,40,289	5,06,721	92,47,010	40,44,806	34,38,095
Software-Computer	40%	45,04,269				45,04,269	38,33,161	2,66,443	41,04,604	6,66,108	3,99,665
Software -Math	40%	3,24,350				3,24,350	3,08,123	6,491	3,14,614	16,227	9,736
Software -Civil	40%	22,64,478				22,64,478	20,79,528	73,060	21,53,688	1,84,650	1,10,790
Software -Language Lab	40%	11,37,938				11,37,938	10,15,087	49,140	10,64,227	1,22,851	73,711
Software -Biotech Lab	40%	19,44,888				19,44,888	17,42,042	81,138	18,23,180	2,02,846	1,21,708
Software -Electronics Lab	40%	40,82,695				40,82,695	31,52,870	3,71,930	35,24,800	9,29,825	5,57,895
Software -Library	40%	2,73,000				2,73,000	2,52,095	8,362	2,60,457	20,905	12,543
Software -Physics Lab	40%	4,35,123				4,35,123	3,92,002	17,248	4,09,250	43,121	25,873
Software -PD Lab	40%	4,66,390				4,66,390	3,85,790	32,240	4,18,030	80,600	48,360
Office Equipments	15%	2,28,89,850	5,03,554	3,89,171		2,37,82,575	1,31,49,549	15,65,766	1,47,15,315	97,40,301	90,67,260
Miscellaneous Assets	15%	52,89,429		51,603		53,41,042	39,20,604	2,09,195	41,29,799	13,68,835	12,11,243
Gymnasium Equipments	15%	61,59,595				61,59,595	29,27,037	4,94,884	34,11,921	32,32,558	27,47,674
Furniture & Fixtures	10%	5,95,09,008				5,95,09,008	3,98,34,619	19,67,439	4,18,02,058	1,95,74,389	1,77,06,950
Vehicles	15%	2,19,56,913		8,98,675		2,28,55,588	1,32,24,153	13,77,315	1,46,01,468	87,32,760	82,54,120
Imported Kitchen Equipments	15%	2,78,305				2,78,305	2,38,721	5,938	2,44,699	39,587	33,649
Kitchen Equipments	15%	86,60,971				86,60,971	54,04,312	4,88,499	58,92,811	32,56,659	27,68,160
Plant & Machinery	15%	7,02,23,716	5,19,190	1,14,271		7,08,57,177	5,11,36,473	29,49,535	5,40,86,008	1,90,87,243	1,67,71,169
Electrical Equipments	15%	96,36,295		1,00,898		97,37,194	72,22,286	3,69,667	75,91,953	24,14,000	21,45,231
Mechanical Lab Equipments	15%	27,37,255				27,37,255	21,86,604	82,598	22,69,202	5,50,651	4,68,053
Research Equipments	15%	3,44,03,214				3,44,03,214	2,45,43,811	14,78,910	2,60,22,721	98,59,403	83,80,493
GROSS TOTAL		71,21,61,919	10,22,744	71,05,218		72,02,89,281	50,35,94,872	3,40,50,351	53,76,45,222	20,85,67,047	18,26,44,659
OF PREVIOUS YEAR		67,37,88,624	2,20,44,304	1,66,62,951	3,35,000	71,21,61,919	46,56,71,106	3,79,23,766	50,35,94,872	20,81,17,518	20,85,67,047

Certified copy



Dr. Shree

Das



JAYPEE UNIVERSITY OF INFORMATION TECHNOLOGY
FINANCIAL YEAR 2020-21
INSTITUTIONAL EXPENSES

SCHEDULE - "J"

Particulars	Amount (₹) 31.03.2021	Amount (₹) 31.03.2020
Admission Exps. including Advertisement	35,52,715	89,79,744
Audit Fee	3,54,000	3,00,000
Conference & Seminar Expenses	54,390	1,60,569
Convocation Expenses	44,048	31,415
E-Journals & Periodicals	32,99,278	46,64,004
Electricity Expenses	20,99,909	45,77,484
Honorarium to Faculty & Remuneration of Visiting Faculty	10,39,221	7,74,781
Institute Promotional Expenses	22,97,673	5,80,825
Insurance Expenses	2,86,780	1,13,694
Internet Charges	11,82,113	11,79,274
Interest & Finance Charges	1,23,786	46,57,756
Laboratory Expenses	19,04,011	25,66,841
Lease Rent	10,621	22,651
Legal & Professional Charges	4,85,656	8,38,528
Misc. Expenses	1,69,027	2,25,896
Payment to Technical Personnel	38,79,733	85,08,897
Placement Expenses	4,598	6,91,978
Postage & Telegram	63,845	1,21,854
Prior Period Exps.	31,003	1,39,641
Printing & Stationery	7,56,055	19,97,441
Recruitment Expenses	2,78,261	1,03,798

[Handwritten Signature]

[Handwritten Signature]

[Handwritten Signature]



SCHEDULE - "J" (Continued)

Particulars	Amount (₹) 31.03.2021	Amount (₹) 31.03.2020
Scholarship to Students	63,04,440	1,62,66,464
Security Expenses	39,00,325	54,15,468
Staff Welfare	14,36,919	13,35,331
Telephone Expenses	6,39,997	6,83,380
Travelling & Conveyance	3,15,813	10,19,756
Water Expenses	11,13,268	18,84,303
Repair & Maintenance		
- Civil Maintenance	40,64,606	41,81,690
- Equipment & Machinery	23,74,526	59,99,729
- Furniture & Fixture	6,19,610	6,68,872
- Horticulture Exps.	23,97,982	24,20,354
- Institute House Keeping	23,94,156	43,28,600
- Others	10,02,878	15,96,832
- Vehicles	19,51,201	34,48,526
- Water Supply Scheme	7,04,147	3,19,479
TOTAL INSTITUTIONAL EXPENSES	5,11,36,591	9,08,05,855



De

Certified copy



REGISTRAR, *Das*
Jaypee University of Information Technology
Wazirpur, Distt. Solan (H.P.)



Jaypee University of Information Technology
Waknaghat, Distt. Solan, H.P.
Income & Expenditure Account for the year ended on 31.03.2020

Amount (₹) 31.03.2019	EXPENDITURE	Amount (₹) 31.03.2020	Amount (₹) 31.03.2019	INCOME	Amount (₹) 31.03.2020
9,84,41,582	Institutional Expenses SCH. "J"	9,08,05,855	48,52,56,447	Collection from Students SCH. "M"	46,96,37,666
22,11,02,881	Salary & Allowances SCH. "K"	24,31,76,137	1,60,61,642	Interest received on FDs SCH. "N"	1,21,88,424
13,90,81,195	Students Hostel Expenses SCH. "L"	13,94,37,560	19,11,152	Other Income SCH. "O"	20,27,235
3,59,15,137	Depreciation SCH. "A"	3,79,23,766			
49,45,40,795	Total Expenditure	51,13,43,318			
86,88,446	Surplus Transferred to General Fund A/C.	(2,74,89,993)			
50,32,29,241	TOTAL	48,38,53,325	50,32,29,241	TOTAL	48,38,53,325


Significant Accounting policies and notes on accounts as per Schedule 'P' forming part of Income & Expenditure Account.
 As per our report of even date attached

For DASS GUPTA & ASSOCIATES
 CHARTERED ACCOUNTANTS
 REG.NO.000112N

(ASHOK KUMAR JAIN)
 PARTNER
 MEMBERSHIP NO. 090563

PLACE:- New Delhi
 DATE : 27.10.2020


 VICE CHANCELLOR


 REGISTRAR,
 Jaypee University of Information Technology
 Waknaghat, Distt. Solan (H.P.)
 MAJ GEN RAKESH BASSI (RETD)
 REGISTRAR


 CHIEF FINANCE OFFICER


 Jaypee University of Information Technology
 Chief Finance Officer


 IQAC
 WAKNAGHAT

Certified Copy

**JAYPEE UNIVERSITY OF INFORMATION TECHNOLOGY
FINANCIAL YEAR 2020-21**

Details of Fixed Assets Addition

AS PER BALANCE SHEET SCHEDULE : "A"

Block of Assets	Addition during the year	
	180 Days or more	Less than 180 Days
Physics Lab Equipments		72,450
Computer Lab Equipments		54,78,150
Office Equipments	5,03,554	3,89,171
Miscellaneous Assets		51,603
Vehicles		8,98,675
Plant & Machinery	5,19,190	1,14,271
Electrical Equipments		1,00,898
SUB TOTAL DAYS WISE	10,22,744	71,05,218
GRAND TOTAL DAYS WISE	Rs.81,27,962	

Particular	Rs.in Lakhs
Total Addition of Fixed Assets	Rs.81.28
Add: Electricity Expenses As per SCH-J	Rs.8.40
Add: Water Expenses As per SCH-J	Rs.2.22
Add: Civil Maintenance As per SCH-J	Rs.16.26
Total	Rs.108.16

Handwritten mark



Certified copy



JAYPEE UNIVERSITY OF INFORMATION TECHNOLOGY
FINANCIAL YEAR 2019-20
Details of Fixed Assets as on 31.03.2020

SCHEDULE : "A"

Block of Assets	Rate of Dep.	Op. Balance as on 01.04.2019	GROSS BLOCK		Disposed off during the year	As on 31.03.2020	DEPRECIATION			NET BLOCK	
			Addition during the year				Op. Balance as on 01.04.2019	For the Year	Up to 31.03.2020	As on 31.03.2019	As on 31.03.2020
			180 Days or more	Less than 180 Days							
Classification of Assets											
Buildings	10%	13,53,58,424	91,81,445	10,41,058		14,55,81,437	6,50,66,162	72,89,433	7,30,85,595	7,02,92,332	7,25,15,442
Library Books	15%	6,79,34,788	1,00,729	7,65,658		8,88,01,385	6,10,70,021	26,02,265	6,38,72,280	1,68,64,777	1,51,29,099
Electronic Lab Equipments	15%	2,00,65,220				2,00,65,220	1,51,90,783	7,34,164	1,59,24,857	49,94,427	41,60,263
Bio Informatics Lab Equipments	15%	2,73,71,508				2,73,71,508	2,12,35,178	9,20,449	2,21,55,827	81,36,328	52,15,879
Physics Lab Equipments	15%	1,12,44,406	98,019			1,13,42,425	85,24,368	4,22,709	89,47,077	27,20,038	23,95,348
Computer Lab Equipments	40%	12,20,09,044	78,67,335	1,30,26,200		14,28,02,579	11,09,98,428	1,01,56,420	12,11,54,848	1,10,10,618	2,17,47,731
Imported Bio Lab Equipments	15%	2,20,31,080				2,20,31,080	1,85,61,825	3,17,373	1,90,99,298	34,49,155	29,31,782
Imported Electronic Lab Equipments	15%	33,66,810				33,66,810	31,32,282	33,979	31,66,261	2,26,828	1,92,549
Imported Computer Lab Equipments	40%	7,37,191				7,37,191	7,37,190		7,37,190	1	1
Imported Office Equipments	15%	87,905				87,905	75,402	1,876	77,277	12,903	10,628
Civil Lab Equipments	15%	1,24,95,508	30,287	1,59,300		1,28,85,095	79,40,556	6,99,733	86,40,289	45,54,952	40,44,806
Software-Computer	40%	45,04,266				45,04,266	33,94,069	4,44,072	38,38,181	11,10,180	6,68,108
Software-Math	40%	3,24,356				3,24,356	2,97,305	10,818	3,08,123	27,045	18,227
Software-Civil	40%	22,64,478				22,64,478	19,56,728	1,23,100	20,79,828	3,07,760	1,84,690
Software-Language Lab	40%	11,37,938				11,37,938	9,33,187	81,900	10,15,087	2,04,751	1,22,851
Software-Biotech Lab	40%	19,44,888				19,44,888	16,06,812	1,35,230	17,42,042	3,38,076	2,02,846
Software-Electronics Lab	40%	40,82,695				40,82,695	25,32,986	6,19,884	31,62,870	16,49,709	9,29,829
Software-Library	40%	2,73,000				2,73,000	2,38,158	13,937	2,52,095	34,842	20,905
Software-Physics Lab	40%	4,35,123				4,35,123	3,63,255	28,747	3,92,002	71,966	43,121
Software-FD Lab	40%	4,66,390				4,66,390	3,32,057	63,733	3,85,790	1,34,333	80,600
Office Equipments	15%	2,08,67,424	17,12,142	3,20,284		2,28,89,850	1,14,56,933	16,90,816	1,31,49,649	93,99,491	97,20,301
Miscellaneous Assets	15%	50,87,729	1,50,610	51,200		52,89,439	36,83,582	2,37,042	39,20,604	14,04,167	13,68,835
Gymnasium Equipments	15%	58,77,635	4,81,960			61,59,595	23,56,588	5,70,451	29,27,037	33,21,049	32,32,558
Furniture & Fixtures	10%	5,94,98,858		10,150		5,95,09,008	3,78,49,140	21,85,479	3,98,34,619	2,18,49,718	1,98,74,389
Vehicles	15%	2,11,53,478	11,38,435		3,35,000	2,19,56,913	1,16,83,078	15,41,078	1,32,24,153	94,70,400	87,32,760
Imported Kitchen Equipments	15%	2,78,308				2,78,308	2,31,735	6,988	2,38,721	46,873	39,587
Kitchen Equipments	15%	85,61,441	99,530			86,60,971	48,29,607	5,74,705	54,04,312	37,31,834	32,58,859
Plant & Machinery	15%	6,87,29,932	4,41,469	10,52,295		7,02,23,716	4,78,60,988	32,75,487	6,11,39,473	2,08,66,946	1,80,87,243
Electrical Equipments	15%	86,58,257	7,42,423	2,37,806		96,38,286	68,17,251	4,05,035	72,22,286	18,38,006	24,14,000
Mechanical Lab Equipments	15%	27,37,255				27,37,255	20,69,430	97,174	21,69,604	6,47,826	5,90,651
Biotech Equipments	15%	3,44,03,214				3,44,03,214	2,26,03,916	17,39,895	2,45,43,811	1,15,99,298	98,56,403
GROSS TOTAL		67,37,88,624	2,20,44,304	1,66,63,991	3,35,000	71,21,61,913	46,56,71,109	3,79,25,768	50,35,94,872	20,81,17,818	20,83,67,047
PREVIOUS YEAR		65,51,63,546	70,65,334	5,19,85,744	4,27,000	67,37,88,624	42,97,55,959	3,58,15,137	46,56,71,106	22,54,07,978	20,81,17,818



Registrar
 Jaypee University of Information Technology
 Warknaghat, District Wazirabad, Jammu & Kashmir



Chief Finance Officer
 Jaypee University of Information Technology
 Warknaghat, District Wazirabad, Jammu & Kashmir

Certified copy



JAYPEE UNIVERSITY OF INFORMATION TECHNOLOGY
FINANCIAL YEAR 2019-20
INSTITUTIONAL EXPENSES

SCHEDULE - "J"

Particulars	Amount (₹)	Amount (₹)
	31.03.2020	31.03.2019
Admission Exps. including Advertisement	89,79,744	56,26,229
Audit Fee	3,00,000	3,54,000
Conference & Seminar Expenses	1,60,569	2,86,976
Convocation Expenses	31,415	43,775
Contribution towards Research & Development	-	87,925
E-Journals & Periodicals	46,64,004	56,73,182
Electricity Expenses 401	45,77,484	58,12,069
Honorarium to Faculty & Remuneration of Visiting Faculty	7,74,781	8,54,295
Institute Promotional Expenses	5,80,825	2,12,716
Insurance Expenses	1,13,694	1,91,609
Internet Charges	11,79,274	6,41,789
Interest & Finance Charges	46,57,756	91,35,295
Laboratory Expenses	25,66,841	30,45,210
Lease Rent	22,651	22,651
Legal & Professional Charges	8,38,528	4,66,389
Misc. Expenses	2,25,896	10,60,985
Payment to Technical Personnel	85,08,897	93,10,009
Placement Expenses	6,91,978	10,27,442
Postage & Telegram	1,21,854	1,40,498
Prior Period Exps.	1,39,641	75,941
Printing & Stationery	19,97,441	19,30,485
Recruitment Expenses	1,03,798	4,24,087



Daur

REGISTRAR,
Jaypee University of Information Technology
Waknaghat, Distt. Solan (H.P.)



de



Certified copy



SCHEDULE - "J" (Continued)

Particulars	Amount (₹) 31.03.2020	Amount (₹) 31.03.2019
Scholarship to Students	1,62,66,464	1,49,40,523
Security Expenses	54,15,468	50,81,161
Staff Welfare	13,35,331	15,80,553
Telephone Expenses	6,83,380	6,26,809
Travelling & Conveyance	10,19,756	14,01,789
Water Expenses 201.	18,84,303	27,70,883
Repair & Maintenance		
- Civil Maintenance 407.	41,81,690	53,07,284
- Equipment & Machinery	59,99,729	58,60,474
- Furniture & Fixture	6,68,872	15,77,138
- Horticulture Exps.	24,20,354	21,32,478
- Institute House Keeping	43,28,600	38,98,204
- Others	15,96,832	28,20,281
- Vehicles	34,48,526	37,92,682
- Water Supply Scheme	3,19,479	2,27,766
TOTAL INSTITUTIONAL EXPENSES	9,08,05,855	9,84,41,582

[Handwritten mark]



certified copy



[Handwritten signature]

REGISTRAR,
Jaypee University of Information Technology
Waknaghat, Distt. Solan (H.P.)



**Jaypee University of Information Technology
Waknaghat, Distt. Solan, H.P.
Income & Expenditure Account for the year ended on 31.03.2019**

Amount (₹) 31.03.2018	EXPENDITURE	Amount (₹) 31.03.2019	Amount (₹) 31.03.2018	INCOME	Amount (₹) 31.03.2019
8,42,68,914	Institutional Expenses SCH. "J"	9,84,41,582	49,94,04,110	Collection from Students SCH. "M"	48,52,56,447
20,19,60,453	Salary & Allowances SCH. "K"	22,11,02,881	1,75,87,609	Interest received on FDs SCH. "N"	1,60,61,642
12,63,68,659	Students Hostel Expenses SCH. "L"	13,90,81,195	22,64,278	Other Income SCH. "O"	19,11,152
3,90,90,564	Depreciation SCH. "A"	3,59,15,137			
45,16,88,590	Total Expenditure	49,45,40,795			
6,75,67,407	Surplus Transferred to General Fund A/C.	86,88,446			
51,92,55,997	TOTAL	50,32,29,241	51,92,55,997	TOTAL	50,32,29,241

Significant Accounting policies and notes on accounts as per Schedule 'P' forming part of Income & Expenditure Account.
As per our report of even date attached

For DASS GUPTA & ASSOCIATES
CHARTERED ACCOUNTANTS
REG.NO.000112N

(ASHOK KUMAR JAIN)
PARTNER
MEMBERSHIP NO.:090583

PLACE:- New Delhi
DATE : 25.09.2019



Basu

MAJ GEN RAKESH BASSI (RETD)
REGISTRAR

REGISTRAR,
Jaypee University of Information Technology
Waknaghat, Distt. Solan (H.P.)

Hemant Vyas
HEMANT VYAS
CHIEF FINANCE OFFICER



Certified copy



**JAYPEE UNIVERSITY OF INFORMATION TECHNOLOGY
FINANCIAL YEAR 2018-19**

Details of Fixed Assets Addition

AS PER BALANCE SHEET SCHEDULE : "A"

Block of Assets	Addition during the year	
	180 Days or more	Less than 180 Days
Electronic Lab Equipments		3,71,700
Physics Lab Equipments		52,068
Computer Lab Equipments	30,60,951	12,16,840
Civil Lab Equipments	1,57,383	6,30,118
Software-Computer		13,03,900
Software -Electronics Lab		14,82,021
Office Equipments	9,47,171	19,64,718
Miscellaneous Assets	51,600	2,91,063
Gymnasium Equipments	6,76,150	19,86,830
Furniture & Fixtures	19,824	
Vehicles	9,23,845	
Plant & Machinery	3,81,966	11,82,097
Electrical Equipments	1,05,382	1,13,280
SUB TOTAL DAYS WISE	63,24,272	1,05,94,635
GRAND TOTAL DAYS WISE	Rs.1,69,18,907	

Particular	Rs.in Lakhs
Total Addition of Fixed Assets	Rs.169.19
Add: Electricity Expenses As per SCH-J	Rs.23.25
Add: Water Expenses As per SCH-J	Rs.5.54
Add: Civil Maintenance As per SCH-J	Rs.21.23
Total	Rs.219.21

[Handwritten Signature]



**JAYPEE UNIVERSITY OF INFORMATION TECHNOLOGY
FINANCIAL YEAR 2018-19**

Details of Fixed Assets as on 31.03.2019

SCHEDULE : "A"

Amount (₹)

Block of Assets	Rate of Dep.	Op. Balance as on 01.04.2018	GROSS BLOCK		Disposed off during the year	As on 31.03.2019	DEPRECIATION			NET BLOCK	
			180 Days or more	Less than 180 Days			Op. Balance as on 01.04.2018	For the Year	Up to 31.03.2019	As on 31.03.2018	As on 31.03.2019
Classification of Assets											
Buildings	10%	13,53,58,494				13,53,58,494	5,72,55,903	78,10,259	6,50,66,162	7,81,02,591	7,02,92,332
Library Books	15%	6,64,16,164	1,26,525	13,92,109		6,79,34,798	4,82,16,717	28,53,304	5,10,70,021	1,81,99,447	1,68,64,777
Electronic Lab Equipments	15%	1,97,13,520		3,71,700		2,00,85,220	1,43,59,868	8,30,925	1,51,90,793	53,53,652	48,94,427
Bio Informatics Lab Equipments	15%	2,73,71,506				2,73,71,506	2,01,52,297	10,82,881	2,12,35,178	72,19,209	61,36,328
Physics Lab Equipments	15%	1,11,92,338		52,068		1,12,44,406	80,48,955	4,75,413	85,24,368	31,43,383	27,20,038
Computer Lab Equipments	40%	11,77,31,253	30,60,951	12,16,840		12,20,09,044	10,40,63,630	69,34,798	11,09,98,428	1,36,67,623	1,10,10,616
Imported Bio Lab Equipments	15%	2,20,31,080				2,20,31,080	1,79,73,250	6,08,675	1,85,81,925	40,57,830	34,49,155
Imported Electronic Lab Equipments	15%	33,58,810				33,58,810	30,92,307	39,975	31,32,282	2,66,503	2,26,528
Imported Computer Lab Equipments	40%	7,37,191				7,37,191	7,37,189	1	7,37,190	2	1
Imported Office Equipments	15%	87,905				87,905	73,195	2,207	75,402	14,710	12,503
Civil Lab Equipments	15%	1,17,08,007	1,57,383	6,30,118		1,24,95,508	71,92,340	7,48,216	79,40,556	45,15,667	45,54,952
Software-Computer	40%	32,00,369		13,03,900		45,04,269	30,88,603	3,05,486	33,94,089	1,11,766	11,10,180
Software -Math	40%	3,24,350				3,24,350	2,79,275	18,030	2,97,305	45,075	27,045
Software-Civil	40%	22,64,478				22,64,478	17,51,561	2,05,167	19,56,728	5,12,917	3,07,750
Software -Language Lab	40%	11,37,938				11,37,938	7,96,687	1,36,500	9,33,187	3,41,251	2,04,751
Software -Biotech Lab	40%	19,44,888				19,44,888	13,81,428	2,25,384	16,06,812	5,63,460	3,38,076
Software -Electronics Lab	40%	26,00,674		14,82,021		40,82,695	19,93,853	5,39,133	25,32,986	6,06,821	15,49,709
Software -Library	40%	2,73,000				2,73,000	2,14,930	23,228	2,38,158	58,070	34,842
Software -Physics Lab	40%	4,35,123				4,35,123	3,15,343	47,912	3,63,255	1,19,780	71,868
Software -PD Lab	40%	4,66,390		-		4,66,390	2,42,502	89,555	3,32,057	2,23,888	1,34,303
Office Equipments	15%	1,79,45,535	9,47,171	19,64,718		2,08,57,424	99,73,733	14,85,200	1,14,58,933	79,71,802	93,98,491
Miscellaneous Assets	15%	47,45,066	51,600	2,91,063		50,87,729	34,61,450	2,22,112	36,83,562	12,83,616	14,04,167
Gymnasium Equipments	15%	30,14,655	6,76,150	19,86,830		56,77,635	19,45,827	4,10,759	23,56,586	10,68,828	33,21,049
Furniture & Fixtures	10%	5,94,79,034	19,824			5,94,98,858	3,52,21,393	24,27,747	3,76,49,140	2,42,57,641	2,18,49,718
Vehicles	15%	2,06,56,633	9,23,845		4,27,000	2,11,53,478	1,00,11,831	16,71,247	1,16,83,078	1,06,44,802	94,70,400
Imported Kitchen Equipments	15%	2,78,308				2,78,308	2,23,516	8,219	2,31,735	54,792	46,573
Kitchen Equipments	15%	79,46,904	6,14,537	-		85,61,441	41,71,048	6,58,559	48,29,607	37,75,856	37,31,834
Plant & Machinery	15%	6,71,65,869	3,81,966	11,82,097		6,87,29,932	4,42,82,533	35,78,453	4,78,60,986	2,28,83,336	2,08,68,946
Electrical Equipments	15%	84,37,595	1,05,382	1,13,280		86,56,257	65,02,716	3,14,535	68,17,251	19,34,879	18,39,008
Mechanical Lab Equipments	15%	27,37,255				27,37,255	19,75,108	1,14,322	20,89,430	7,62,147	6,47,825
Research Equipments	15%	3,44,03,214				3,44,03,214	2,07,56,981	20,46,935	2,28,03,916	1,36,46,233	1,15,99,298
GROSS TOTAL		85,51,83,546	70,65,334	1,19,86,744	4,27,000	87,37,86,624	42,97,55,968	3,59,15,137	46,56,71,106	22,54,07,578	20,81,17,518
PREVIOUS YEAR		80,12,93,341	3,54,12,073	1,84,53,132	-	85,51,83,546	39,06,65,405	3,90,90,864	42,97,55,968	21,06,32,938	22,54,07,676



**JAYPEE UNIVERSITY OF INFORMATION TECHNOLOGY
FINANCIAL YEAR 2018-19
INSTITUTIONAL EXPENSES**

SCHEDULE - "J"

Particulars	Amount (₹)	Amount (₹)
	31.03.2019	31.03.2018
Admission Exps. including Advertisement	5,626,229	3,995,098
Audit Fee	354,000	236,000
Conference & Seminar Expenses	286,976	213,497
Convocation Expenses	43,775	40,685
Contribution towards Research & Development	87,925	-
E-Journals & Periodicals	5,673,182	4,530,247
Electricity Expenses	5,812,069	4,209,673
Honorarium to Faculty & Remuneration of Visiting Faculty	854,295	1,004,630
Institute Promotional Expenses	212,716	516,242
Insurance Expenses	191,609	454,838
Internet Charges	641,789	549,748
Interest & Finance Charges	9,135,295	9,364,606
Laboratory Expenses	3,045,210	2,260,383
Lease Rent	22,651	21,584
Legal & Professional Charges	466,389	730,429
Misc. Expenses	1,060,985	256,618
Payment to Technical Personnel	9,310,009	6,921,377
Placement Expenses	1,027,442	476,619
Postage & Telegram	140,498	109,423
Prior Period Exps.	75,941	35,110
Printing & Stationery	1,930,485	1,905,585
Recruitment Expenses	424,087	689,806

Certified copy



Registrar
REGISTRAR,
Jaypee University of Information Technology
Wazirpur, Distt. Solan (H.P.)



SCHEDULE - "J" (Continued)

Particulars	Amount (₹) 31.03.2019	Amount (₹) 31.03.2018
Scholarship to Students	14,940,523	7,915,236
Security Expenses	5,081,161	3,873,099
Staff Welfare	1,580,553	1,249,475
Telephone Expenses	626,809	210,909
Travelling & Conveyance	1,401,789	943,656
Water Expenses 20+	2,770,883	2,357,521
Repair & Maintenance		
- Civil Maintenance 40+	5,307,284	9,150,866
- Equipment & Machinery	5,860,474	6,323,700
- Furniture & Fixture	1,577,138	1,417,594
- Horticulture Exps.	2,132,478	1,822,589
- Institute House Keeping	3,898,204	3,175,036
- Others	2,820,281	3,532,939
- Vehicles	3,792,682	3,516,399
- Water Supply Scheme	227,766	257,697
TOTAL INSTITUTIONAL EXPENSES	98,441,582	84,268,914

Certified copy



Man

REGISTRAR,
Jaypee University of Information Technology
Waknaghat, Distt. Sahar (J.P.)



**Jaypee University of Information Technology
Waknaghat, Distt. Solan, H.P.**

Income & Expenditure Account for the year ended on 31.03.2018

Amount (₹) 31.03.2017	EXPENDITURE	Amount (₹) 31.03.2018	Amount (₹) 31.03.2017	INCOME	Amount (₹) 31.03.2018
79,166,635	Institutional Expenses	84,268,914	495,220,029	Collection from Students	499,404,110
186,076,596	Salary & Allowances	201,960,453	13,551,267	Interest received on FDs	17,587,609
108,601,965	Students Hostel Expenses	126,368,659	1,520,814	Other Income	2,264,278
31,584,392	Depreciation	39,090,564			
405,429,588	Total Expenditure	451,688,590			
	Surplus				
104,862,522	Transferred to General Fund A/C.	67,567,407			
510,292,110	TOTAL	519,255,997	510,292,110	TOTAL	519,255,997

Significant Accounting policies and notes on accounts as per Schedule 'P' forming part of Income & Expenditure Account.
As per our report of even date attached

For DASS GUPTA & ASSOCIATES
CHARTERED ACCOUNTANTS
REG.NO.000112N

(ASHOK KUMAR JAIN)
PARTNER
MEMBERSHIP NO.:090563

PLACE:- New Delhi
DATE : 13.10.2018




Certified copy



Man

REGISTRAR,
Jaypee University of Information Technology
Waknaghat, Distt. Solan (H.P.)

MAJ GEN RAKESH BASSI, SM (RETD)
REGISTRAR



(HEMANT VYAS)
FINANCE OFFICER

**JAYPEE UNIVERSITY OF INFORMATION TECHNOLOGY
FINANCIAL YEAR 2017-18**

Details of Fixed Assets Addition

AS PER BALANCE SHEET SCHEDULE : "A"

Block of Assets	Addition during the year	
	180 Days or more	Less than 180 Days
Buildings	-	24,30,338
Electronic Lab Equipments	7,53,716	-
Bio Informatics Lab Equipments	5,07,640	1,08,371
Physics Lab Equipments	6,13,169	-
Computer Lab Equipments	1,33,64,289	15,79,384
Civil Lab Equipments	-	6,87,940
Software-Computer	-	1,35,464
Office Equipments	23,12,115	8,79,363
Miscellaneous Assets	1,84,179	10,500
Furniture & Fixtures	13,28,801	1,85,382
Vehicles	-	93,85,239
Plant & Machinery	1,53,37,099	2,49,216
Electrical Equipments	-	1,30,396
SUB TOTAL DAYS WISE	3,44,01,008	1,57,81,593
GRAND TOTAL DAYS WISE	RS.5,01,82,601	

Particular	Rs.in Lakhs
Total Addition of Fixed Assets	Rs.501.83
Add: Electricity Expenses As per SCH-J	Rs.16.84
Add: Water Expenses As per SCH-J	Rs.4.71
Add: Civil Maintenance As per SCH-J	Rs.36.60
Total	Rs.559.98

(Handwritten signature)



**JAYPEE UNIVERSITY OF INFORMATION TECHNOLOGY
FINANCIAL YEAR 2017-18
Details of Fixed Assets as on 31.03.2018**

SCHEDULE : "A"

Block of Assets	Rate of Dep.	Op. Balance as on 01.04.2017	GROSS BLOCK		Disposed off during the year	As on 31.03.2018	DEPRECIATION			NET BLOCK	
			Addition during the year				Op. Balance as on 01.04.2017	For the Year	Up to 31.03.2018	As on 31.03.2017	As on 31.03.2018
			180 Days or more	Less than 180 Days							
Classification of Assets											
Buildings	10%	132,920,156		2,450,338		135,358,494	48,212,856	6,543,047	57,255,903	64,215,300	78,102,561
Library Books	15%	64,702,140	138,283	1,575,741		66,416,164	45,144,088	3,072,631	48,216,717	19,558,054	18,199,447
Electronic Lab Equipments	15%	18,959,804	753,716			19,713,520	13,415,106	944,762	14,359,868	5,544,698	5,353,652
Bio Informatics Lab Equipments	15%	26,756,495	507,640	108,371		27,371,506	16,887,881	1,264,416	20,152,297	7,867,614	7,219,209
Physics Lab Equipments	15%	10,579,169	613,169			11,192,338	7,494,240	554,715	8,048,955	3,084,529	3,143,383
Computer Lab Equipments	40%	102,787,580	13,364,259	1,879,384		117,371,253	95,476,343	6,585,287	104,063,630	7,309,237	13,667,623
Imported Bio Lab Equipments	15%	22,031,050				22,031,080	17,257,182	716,066	17,973,250	4,773,918	4,057,830
Imported Electronic Lab Equipments	15%	3,358,810				3,358,810	3,045,277	47,030	3,092,307	313,533	266,503
Imported Computer Lab Equipments	40%	737,191				737,191	737,167	2	737,189	4	2
Imported Office Equipments	15%	87,905				87,905	70,590	2,596	73,185	17,306	14,710
Civil Lab Equipments	15%	11,020,087		657,940		11,708,057	6,456,158	736,182	7,192,340	4,563,909	4,515,667
Software-Computer	40%	3,064,605		159,464		3,200,309	3,059,247	29,350	3,088,603	5,656	111,766
Software-Math	40%	324,350				324,350	249,225	30,050	279,275	75,125	45,075
Software-Civil	40%	2,264,478				2,264,478	1,409,617	341,844	1,751,561	854,861	512,917
Software -Language Lab	40%	1,137,938				1,137,938	569,106	227,501	796,887	569,752	341,251
Software -Biotech Lab	40%	1,943,888				1,944,888	1,095,788	375,640	1,381,428	939,100	563,480
Software -Electronics Lab	40%	2,600,674				2,600,674	1,589,306	404,547	1,993,853	1,611,368	606,824
Software -Library	40%	273,000				273,000	176,218	38,714	214,930	96,784	58,070
Software -Physics Lab	40%	435,123				435,123	235,469	79,854	315,343	199,634	119,782
Software -PD Lab	40%	466,390				466,390	93,243	149,259	242,502	373,147	223,888
Office Equipments	15%	14,754,057	2,312,119	879,363		17,945,535	8,644,535	1,329,198	9,973,733	6,109,522	7,971,062
Miscellaneous Assets	15%	4,850,387	184,179	10,500		4,745,066	3,235,856	225,594	3,461,450	1,314,531	1,283,616
Gymnasium Equipments	15%	3,014,655				3,014,655	1,757,210	189,617	1,845,827	1,257,445	1,068,828
Furniture & Fixtures	10%	57,964,851	1,328,601	185,382		59,479,034	32,536,399	2,684,994	35,221,393	25,428,452	24,257,641
Vehicles	15%	11,271,394		9,365,239		20,656,633	6,361,446	1,050,385	10,011,851	2,309,918	10,644,302
Imported Kitchen Equipments	15%	278,308				278,308	213,647	9,699	223,516	64,491	64,491
Kitchen Equipments	15%	5,978,324	872,782	1,095,798		7,946,904	3,601,408	569,640	4,171,048	2,376,916	3,775,856
Plant & Machinery	15%	51,579,554	15,337,099	249,216		67,165,869	40,266,287	4,016,246	44,282,533	11,313,267	22,883,336
Electrical Equipments	15%	8,307,199		130,356		8,437,595	6,172,772	329,944	6,502,716	2,134,427	1,934,879
Mechanical Lab Equipments	15%	2,737,255				2,737,255	1,840,611	134,497	1,975,108	595,644	762,147
Research Equipments	15%	34,403,214				34,403,214	16,348,822	2,406,159	20,756,981	16,054,392	13,646,233
GROSS TOTAL		601,298,341	35,412,073	18,453,132		655,163,546	390,685,405	35,090,564	429,755,968	210,632,936	225,407,578
PREVIOUS YEAR		577,654,770	1,421,969	22,221,692		601,298,341	359,081,013	31,584,392	390,665,405	216,573,757	210,632,936

CHAIRMAN
REGISTRAR
JAYPEE UNIVERSITY OF INFORMATION TECHNOLOGY
WAKNAGHAT, DIST. SOLAN (H.P.)

Chief Finance Officer
JAYPEE UNIVERSITY OF INFORMATION TECHNOLOGY
WAKNAGHAT

IQAC
JAYPEE UNIVERSITY OF INFORMATION TECHNOLOGY
WAKNAGHAT

JAYPEE UNIVERSITY OF INFORMATION TECHNOLOGY
FINANCIAL YEAR 2017-18
INSTITUTIONAL EXPENSES

SCHEDULE - "J"

Particulars	Amount (₹)	Amount (₹)
	31.03.2018	31.03.2017
Admission Exps. including Advertisement	3,995,098	2,256,549
Audit Fee	236,000	236,000
Conference & Seminar Expenses	213,497	118,902
Convocation Expenses	40,685	91,910
Contribution towards Research & Development	-	24,473
E-Journals & Periodicals	4,530,247	6,286,015
Electricity Expenses	4,209,673	4,422,829
Honorarium to Faculty & Remuneration of Visiting Faculty	1,004,630	486,238
Institute Promotional Expenses	516,242	578,985
Insurance Expenses	454,838	440,419
Internet Charges	549,748	1,757,318
Interest & Finance Charges	9,364,606	12,446,771
Laboratory Expenses	2,260,383	5,299,019
Lease Rent	21,584	21,584
Legal & Professional Charges	730,429	367,769
Misc. Expenses	256,618	312,499
Payment to Technical Personnel	6,921,377	6,100,281
Placement Expenses	476,619	406,115
Postage & Telegram	109,423	118,153
Prior Period Exps.	35,110	
Printing & Stationery	1,905,585	1,752,618
Recruitment Expenses	689,806	267,617

Certified copy



[Signature]
 REGISTRAR
 Jaypee University of Information Technology
 Waznaohat, Distt. Solan (H.P.)



SCHEDULE - "J" (Continued)

Particulars	Amount (₹) 31.03.2018	Amount (₹) 31.03.2017
Scholarship to Students	7,915,236	7,095,963
Security Expenses	3,873,099	2,491,479
Staff Welfare	1,249,475	1,122,789
Telephone Expenses	210,909	208,563
Travelling & Conveyance	943,656	574,856
Water Expenses 201-	2,357,521	3,249,325
Repair & Maintenance		
- Civil Maintenance 401-	9,150,866	6,599,114
- Equipment & Machinery	6,323,700	3,013,996
- Furniture & Fixture	1,417,594	1,242,738
- Horticulture Exps.	1,822,589	1,676,012
- Institute House Keeping	3,175,036	2,613,716
- Others	3,532,939	2,514,468
- Vehicles	3,516,399	2,261,410
- Water Supply Scheme	257,697	710,142
TOTAL INSTITUTIONAL EXPENSES	84,268,914	79,166,635

Certified copy



Aban
REGISTRAR,
Jaypee University of Information Technology,
Waknaghat, Distt. Solan (H.P.)

